



**Tweede uitgawe
2020**

Koeda

Pretoria Bonsai Kai

• Pretoria Bonsai Kai bestuur:

- Voorsitter – Org Exley
082 809 2037
- Ondervoorsitter – Francois van As
074 6011847
- Tesourier - Daan du Toit
012 567 2520
- Sekretaresse – Mariaan Erwee
083 377 7893
- Skakelbeampte—Christa Vermaak
083 388 4736
- Addisionele lede :
Duvan Horn
Martin Kruger
Johan Els
Jaco Kriek

Enige idees, artikels of terugvoering rakende die nuusbrieff kan gegee word aan Jaco Kriek by:

Jaco.kriek@aurecongroup.com

In hierdie uitgawe

Van die Redakteur	1
Vergadering 7 Maart	2
Terugvoering	16
Birds in India	17
Bonsai Kalender	19
Filosofie van Bonsai	20
Sorgskedule	22
Snippets	23

The word Koeda is Japanese and means: 'Graceful branch'. It is pronounced Ko-eda.

Van die redakteur

Bonsai friends

How can I not say something about the coronavirus at this stage?

The situation is definitely very bad and everybody is affected to a lesser or greater degree. There are deaths, our economy is taking a massive knock, some of us (me included) are having salary cuts due to the companies we work for struggling, pensioners' savings are worth less and so I can go on.

But there are always a silver lining in most things. Even if only a few.

Looking at how busy our Whatsapp group is with members asking advice on trees, feeding, insects, styling etc it indicates that most members have time to attend to their trees. Surely that is good and enjoyable.

I have read about a couple of aspects which are positive and I will mention some.

Pollution, and air pollution in particular, is much less due to large

factories not operating. There is a renewed focus on approving the world around us. We are becoming less wasteful, like eating the food we made and not throwing some away. People are less reliant on spending money for fun. We appreciate the things we took for granted, like freedom of movement, having everything stocked in supermarkets. People are valuing their health, which we also took for granted. Many people are taking up exercising at their homes. People are gardening.

And for most who are not alone, we are forced to spend time with families.

Spare your thoughts and prayers for the sick and lonely and reach out in a way you can to those mostly affected.

Jaco



“The earth says much to those who listen” - RUMI

Vergadering van 7 Maart 2020



Vergadering van 7 Maart 2020 – mini-uitstalling



Links bo: Jakkie het hierdie Witstinkhout (*Celtis Africana*) in 2006 by oorlede Charles gekry. Charles en sy het saam aan die boom gestyl. Regs bo: Pieter het hierdie Lonicera-groep in 2000 begin. Die ‘houer’ is gemaak van ’n mengsel van kompos en sement in die verhouding 3:1 wat oor ’n ogiesdraadraam gegiet is.



Links: Pieter noem dat hierdie Trilblaarvy (*Ficus Tremula*) nie algemeen vir bonsai gebruik word nie. Hy het die boom gewys sodat die vergadering al die vruggies op die stamme kon sien. Die lang “sacrifice” tak gaan binnekort teruggesnoei word.

Regs: Koos het hierdie Treurvy (*Ficus benamina*) in 2015 by ’n kerkbasaar gekoop. Hy het die regterkantste tak op die hoofstam geënt.



Vergadering van 7 Maart 2020

'Tip of the month' - By Michael Kidson

Michael, who is a soil scientist at the ARC, gave us some insight into soil and specifically a report back on the possible use of cat litter, which was discussed at a previous meeting. Michael used a Power point presentation which is shown below, slightly edited.

Due to many questions by the audience, additional information was given which is not published here.



Cat litter composition

- **5% of Cat litter made from various organic products:**
 - ◇ Citrus - recycled waste from fruit industry especially from peels
 - ◇ Paper i.e. newspaper
 - ◇ Wood chips i.e. cedar chips for aroma
 - ◇ Grain i.e. durum wheat as used for making pasta
 - ◇ Corn cobs
 - ◇ White and blue crystals: Silica gel (SiO_2)
- **95% of Cat litter made from clay**

Vergadering van 7 Maart 2020

Soil and clay characteristics


- **Soil determined by parent material i.e.**

- ◇ Granite: Acidic soils
- ◇ Dolerite: Basic soil

RED COLOURS



YELLOW COLOURS



GREY COLOURS



Soil texture

- **Soil is divided into particle sizes:**

- ◇ Sand
 - Coarse sand > 2mm
 - Medium sand 2mm to 0.2mm
 - Fine sand 0.2mm to 0.02mm
 - ◇ Silt 0.02mm to 0.002mm
 - ◇ Clay < 0.002mm
-

Vergadering van 7 Maart 2020

Clay

- **Clay is divided into:**

- ◇ Swelling and shrinking clays & non-swelling and shrinking
 - Smectite
- ◇ Vermiculite
- ◇ Bentonite
- ◇ Montmorillonite
 - Smectite has a very large surface area of $346\text{m}^2/\text{g}$
 - Tennis court dimension $11 \times 24 \text{ m} = 264\text{m}^2$

Structure

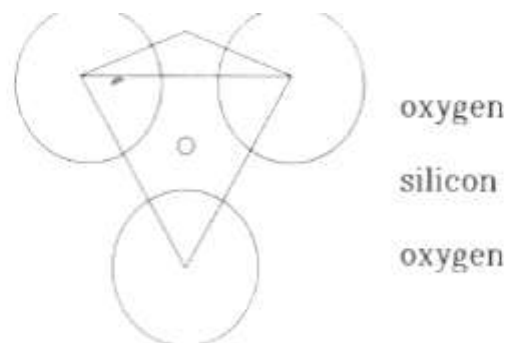


Fig. 3.1 Silicon tetrahedral arrangement with one silicon atom surrounded by four oxygen anions.

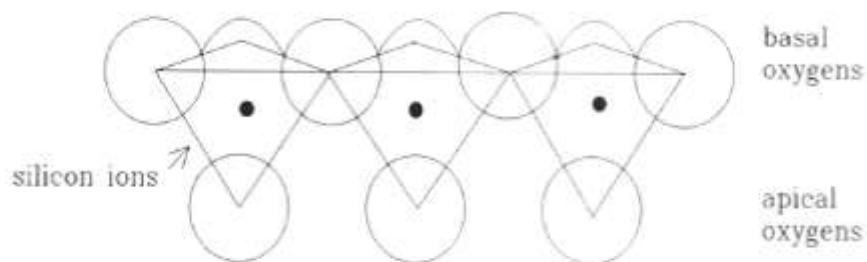


Fig. 3.2 Linked silica tetrahedra showing the shared oxygen ions between two silicon ions.

Vergadering van 7 Maart 2020

64 *Clays as minerals*

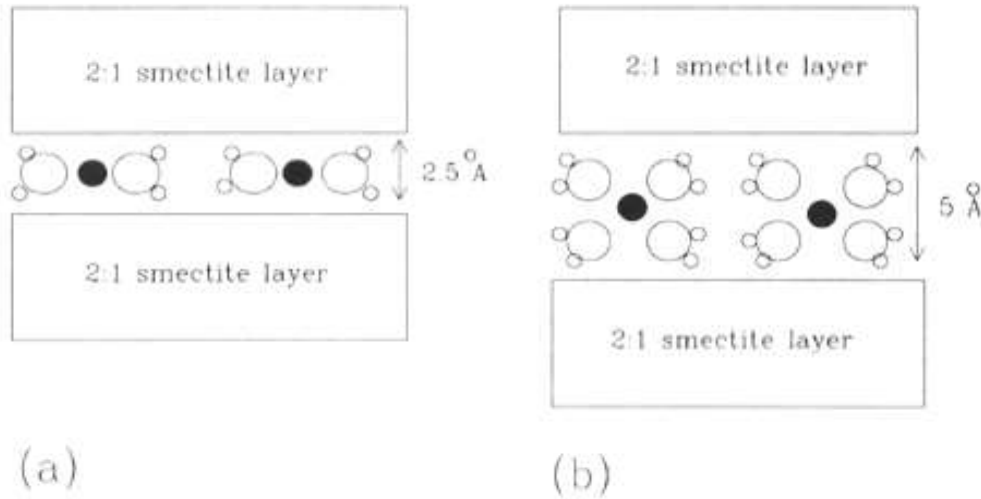
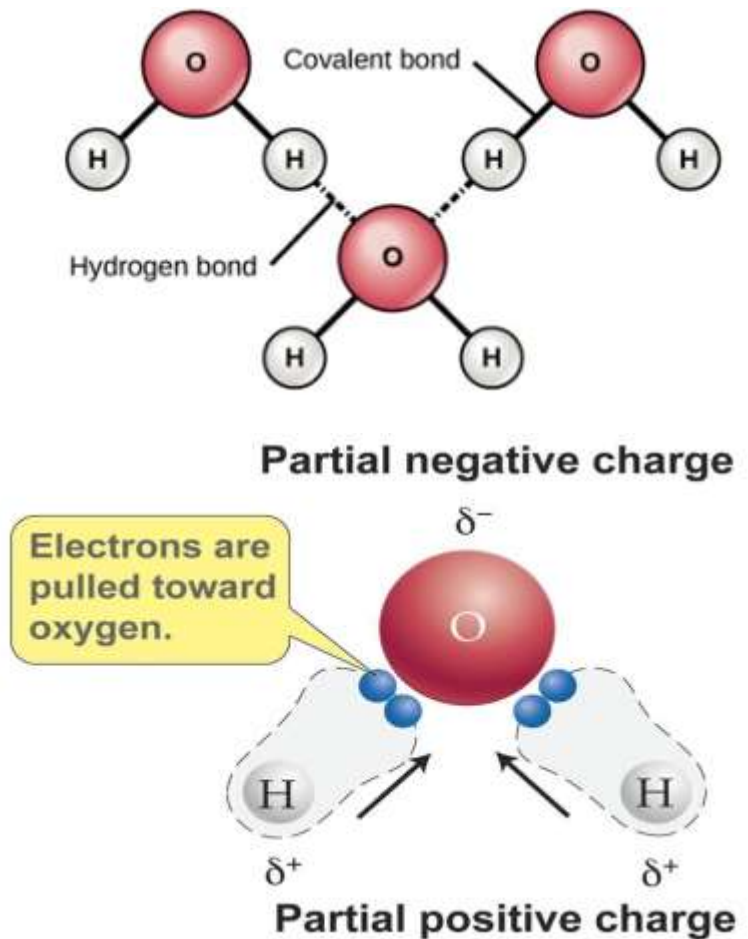


Fig. 3.23 (a) One-layer and (b) two-layer water structure coordinated with the interlayer exchange ion which is found in smectites.



Fig. 2.13 (cont.) (a) Shows the thin, blade or lath shape typical of the unimodal mixed-layer illite/smectite material. (b) Shows a dried aggregate of these crystals. One can see the lath-shaped crystals on the edges of the aggregates.



Vergadering van 7 Maart 2020

Organic material

- **Three components of soil:**
 - ◇ Mineral
 - ◇ Chemical
 - ◇ Biological including organic material

- **Important role in soil, including:**
 - ◇ Soil structure
 - ◇ Water infiltration and retention (7x's it's mass in water)
 - ◇ Feeds microbes
 - ◇ Slow release fertilizer

LOVE YOUR SOIL !!

- **“The nation that destroys its soil destroys itself.”**
- *Franklin D Roosevelt, 1937.*

- **“Upon this handful of soil our survival depends. Husband it and it will grow your food, our fuel, and our shelter and surround us with beauty. Abuse it and the soil will collapse and die, taking humanity with it”**
- *Vedas Sanskrit Scripture—1500 BC*



Voorsittersverslag van algemene jaarvergadering

Org, ons voorsitter, het soos vorige jare 'n baie volledige jaarverslag gegee. Die harde kopie is vir my gegee wat ek na my werk geneem het. Met die skielike “lockdown” het ek die verslag by die werk gelos en Org het die kopie wat hy op sy rekenaar het, ook by sy werk gelos. Ek vra dus **GROOT** verskoning dat die Koeda uitgegee word sonder Org se verslag.

Vergadering van 7 Maart 2020

Bonsai 'NUT'!

Elke jaar by die algemene jaarvergadering word daar 'n Bonsai 'Nut' vir die jaar wat verloop het, aangewys. Die 'trofee' gaan gewoonlik aan die persoon wat die meeste entoesiasme in die Kai en in bonsai in die algemeen gewys het. Hierdie jaar het die komitee besluit om die 'trofee' aan Pieter du Plessis te gee.

Francois, wat die trofee aan Pieter oorhandig het, het die volgende oor Pieter genoem:

“Pieter is al 40 jaar besig met bonsai. Hy is 'n baie lojale klublid en mis nie sommer 'n vergadering nie. Sy gunsteling bome is die doringbome, wildevee, witstinkhout en die olienhout. Wat my baie beïndruk het van Pieter, is die navorsing wat hy gedoen het rondom die verwyde-ring van penwortels, veral die doringboom spesies.”



Baie geluk Pieter en baie dankie vir jou geweldige bydrae in die Kai!



Die Kai se finansies

As deel van die Algemene Jaarvergadering het ons tesourier, Daan du Toit, verslag gedoen van die Kai se finansies. Al die inligting word nie hier gewys nie maar enige iemand is welkom om na Daan se state te gaan kyk. In kort staan die Kai se finansies sterk en het Daan aanbeveel dat ledegelde vir die komende jaar nie verhoog hoef te word nie. Kan jy glo?

Baie dankie aan Daan vir sy harde en deeglike werk met ons Kai se finansies.



“Killing trees is the tuition you pay for learning bonsai.”

- John Naka

Vergadering van 7 Maart 2020

Die tema van die vergadering was die Wilgerstyl vir bonsai en is deur Pieter du Plessis aangebied. Die onderste "PowerPoint" aanbieding (matig gewysig) is deur Pieter gewys waarna hy 'n paar boompies gestyl het. Gedurende die aanbieding, sowel as toe Pieter aan die bome gewerk het, is baie inligting gedeel wat nie hier weergegee word nie.



WILGERSTYL

Wilgerbome in die natuur



Vergadering van 7 Maart 2020


Wilgerbome in die natuur



Uit die handboeke



The lower portion of the primary branch must grow upwards, because the primary branch has to carry the secondary and the tertiary weeping branches.



Prune secondary branches; train them into semi-circles with the help of wire, and make sure that the tips point almost vertically downwards. Also train all lower branches into semi-circles.

Slanting Shidare



This peaceful design evokes a feeling of tranquility. The shallow oval container rounds off the scene.

Vergadering van 7 Maart 2020

Uit die handboeke

Informal Shidare



This old tree has an arched form. To complement this shape, use a round container, as shown in the sketch.


Weeping style with a hollow trunk - Saba-miki

The weeping style with a hollow trunk is a combination often seen in nature, and one worth trying. A deep oval container complements this composition.



Slanting and semi-cascade Shidare

The overhanging branch brings to mind a rustic scene, where a tree is growing at the edge of a pool. This is a popular style for the weeping cherry. A deep round container must be used to accommodate the weeping branch.



Full cascade Shidare

The full cascade Shidare is extremely suitable for flowering plants such as *Wisteria* and winter jasmine. The cascading branch is best displayed in a deep cascade container.



Vergadering van 7 Maart 2020

Voorbeelde van Wilgerstyl bonsai:



Vergadering van 7 Maart 2020

Voorbeelde van Wilgerstyl-bonsai



... en een van draad gemaakt ...

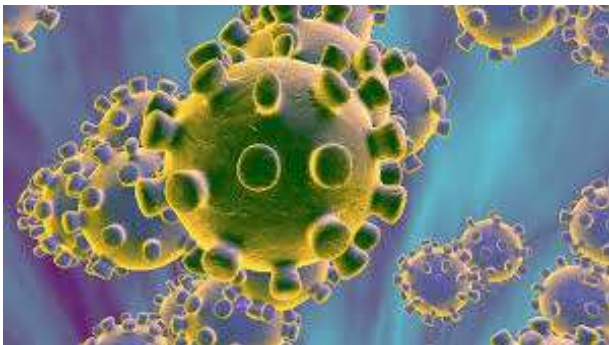


Vergadering van 7 Maart 2020



Pieter het aan hierdie Salix babylonica (Weeping Willow) gewerk maar nie klaargekry nie. Hy het by die huis gaan klaarmaak en die foto heel regs gestuur van die voltooide werk.

Meeting of 4 April 2020



=



“If you have only two pennies left in the world, with the first penny, you should buy rice to feed your family. With the second penny, say the wise Japanese, you should buy a lily. The Japanese understand the importance of dreaming...” - Japanese proverb

Terugvoering oor demonstrasie/werkswinkelbome

Gedurende die vergadering van 4 September 2010 het Jurgen Nuss van Pietermaritzburg ons besoek, en die tema was *wortel oor rots*. Marie Marais het 'n Natalvy op 'n rots geplant. Die vy het net een lang wortel gehad wat Marie om die rots gedraai het. Die foto onder links is in Koeda uitgawe vyf 2010 gewys nadat Marie die boom in 'n groeibak geplant het. Marie het die boom uitgestal by die Kai se uitstalling in November 2019, foto onder regs. Nege jaar se versorging en Geduld ...



REKLAME



ROBINSON & KRUGER
— PROKUREURS / ATTORNEYS —

SINCE 1995

BOEDELBEREDDERAARS / ADMINISTRATORS OF ESTATES
TRANSPORTBESORGERE / CONVEYANCERS / NOTARISSE / NOTARIES

- IS JY IN DIE PROSES OM 'N HUIS TE KOOP OF TE VERKOOP?
- TROU JY OF WEET JY VAN IEMAND WAT GAAN TROU EN 'N HUWELIKSKONTRAK BENODIG?
- IS IEMAND NABY JOU OORLEDE?

INDIEN JY "JA" ANTWOORD OP ENIGE VAN DIE BOGENOEMDE, KONTAK ONS VIR PERSOONLIKE BYSTAND.

- ONS DOEN OOK BOEDELBEPLANNING, EGSKEIDINGS, DERDE PARTY EISE (RAF EISE) EN PERSOONLIKE BESERING EISE

KONTAK MARTIN KRUGER
012 332 1770
CODONIA LAAN 829, WAVERLEY
law@robinsonkruger.co.za

Bird species in India declining

Bonsai are trees and trees are associated with birds. The following article of the declining birds in Indian was taken from:

nature
a natureresearch journal

Hundreds of bird species in India are declining

A landmark report finds water birds and raptors are among the most at risk.

Hundreds of bird species in India are in decline, according to the country's first major report on the state of bird populations. Birds of prey and water birds seem to have been hit particularly hard owing to habitat destruction, hunting and the pet trade.

The *State of India's Birds report*, released on 17 February, relied on more than 10 million observations from birdwatchers recorded in the online repository of worldwide bird sightings, eBird.

The report's authors — researchers from 10 government and non-profit research and conservation groups — used eBird data to analyse long-term trends for 261 bird species. That is, the proportional change in the frequency of reported sightings since 1993. They found that more than half of those species have declined since 2000. The group also looked at the current annual trends in 146 species; nearly 80% have declined in the past 5 years.

The researchers classified 101 species as of high conservation concern, and another 319 species as of moderate conservation concern, on the basis of declines in their abundance and range, and their status on the International Union for Conservation of Nature's Red List.



Bird species in India declining

Populations of several raptors, including species of eagles and harrier, have decreased, but vultures most severely. Of the nine species of vulture found in India, seven have been declining in numbers since the early 1990s, largely because of poisoning by the livestock anti-inflammatory drug diclofenac. "The extent of decline in raptor population is very alarming," says Farah Ishtiaq, who studies avian diseases at the Tata Institute for Genetics and Society in Bengaluru, India.

Numbers of migratory shorebirds, including species of sandpipers, gulls and plovers, have declined most strongly among water birds in the long term, the report found, although many resident species of ducks, geese and terns also show sharp declines.

Despite the gloom, sightings of the country's national bird, the Indian peafowl, have increased, and the species seems to be expanding its range. The common house sparrow, which was presumed to be in decline, still shows a downward trend in the big cities in India, such as Bengaluru, Delhi and Mumbai, but across the country, its population seems stable.

"The strength of this effort is that it provides perhaps the first India-wide assessment of trends in bird populations. This is a remarkable achievement," says V. V. Robin, an evolutionary ecologist at the Indian Institute of Science Education and Research in Tirupati.

Although the volume of data being collected by citizen scientists on eBird is massive, historical data on many Indian birds are lacking, and current data on some very restricted, endemic species is insufficient to understand their status, says Robin. Robin says that for some species, conventional, long-term field research is needed, rather than only data from citizen birdwatchers. ♣

**“Bonsai - the art of taking a simple plant or tree
and turning it into a reminder of nature’s beauty
within a confined space”**

Bonsai Kalender – Deur Dr Francois van As



Wat doen ons in Mei?

Dit is laat herfs en die boompies maak gereed om in 'n dormante stadium te gaan. Verminder watertoediening maar let daarop dat die boompies nie uitdroog nie. Te veel water kan wortelvrot en/of swamsiektes tot gevolg hê. Bemesting is nie nodig nie. Verwyder alle vrugte, bessies en blare wat nog aan bladwisselende bome sit aangesien dit die boom gedurende die wintermaande verswak. Indien jy nog vars saad het wat jy wil plant kan dit nog vroeg Mei gedoen word.

Dit is ook die laaste geleentheid om 'n boom of twee te verplant (sonder wortelsnoei) voordat die winter begin. Aangesien moontlike ryptoestande op pad is, is dit nou die tyd om koue-sensitiewe bome te beskerm.

Wat doen ons in Junie?

Alle boompies behoort nou dormant te wees. In koue toestande moet watertoediening verkieslik nie laatmiddag of in die aand gedoen word nie. Watertoediening in die oggend laat genoeg tyd gedurende die dag om te dreineer. Gedurende baie koue nagte kan oortollige water veroorsaak dat die wortels vrot. Indien jy verveeld begin raak kan jy gerus jou gereedskapkas nader trek en jou gereedskap begin skoonmaak.

Hoe lyk Pretoria se klimaat hierdie tyd van die jaar?

Pretoria het 'n gematigde savanne (grasvlakke) klimaat met warm, nat somers en droë winters. Van Mei tot September reën dit selde en wanneer wel, is dit maar min.

Maand	Gemiddelde maksimum temperatuur (°C)	Gemiddelde minimum temperatuur (°C)	Gemiddelde ure sonskyn per dag	Gemiddelde aantal dae neerslag per maand	Gemiddelde mm neerslag per maand
Mei	22	8	9	3	6-30mm
Junie	19	5	9	1	6-30mm

Bron: <http://www.whatstheweatherlike.org/southafrica/pretoria.htm>

Francois

Die filosofie van bonsai - Deur Dr Francois van As



Elke keer as ek my Bonsai Focus kry, blaai ek heel eerste na die profiel van die maand. Dit is 'n artikel oor 'n bonsaikunstenaar wat uitgevra word oor sy lewe en bonsai. Wat my veral interesseer is sy of haar antwoord op die vraag: **“What is your philosophy on bonsai?”**

Om die vraag te beantwoord, moet 'n mens weet wat die begrip ‘filosofie’ beteken. Volgens die Afrikaanse verklarende woordeboek (HAT, 1983) beteken dit die geheel van opvattinge in verband met 'n bepaalde onderwerp, in ons geval ‘bonsai’. Volgens die Engelse verklarende woordeboek (Collins, 1998) beteken dit “the critical study of the basic principles and concepts of a discipline”.

Hier is 'n paar uiteenlopende antwoorde uit die Bonsai Focus:

- Sándor Papp (Hongarye)
“Good bonsai can be created only with patience. Follow the natural shapes and apply them when creating bonsai. Try to reflect a mood. Less sometimes means more. I prefer also the classical clean forms” (BF, 6/2019).
- Piotr Czerniachowski (Poland)
“As in any art, most important are perceiving the form, specific sense of aesthetics and trust in your talent. But no less important are good technical skills, knowledge of horticulture and patience. We are too hasty, working on unprepared material” (BF, 3/2016).
- David Segal (Australië)
“Near enough is not good enough. Every time I touch a tree, it needs to be done with purpose, precision and the best of my technical ability. Bonsai offers me a real opportunity to reconnect with nature, while at the same time allowing me to express myself creatively as an artist” (BF, 4/2016).
- Sandro Segneri (Italië)
“From an aesthetical point of view, bonsai is seen as lines, circles, squares, negatives and positives, full and empty spaces. Energy derives from all these geometrical forms that I consider ‘the multipliers’. Briefly, the primary line (the trunk) will generate different angles and bends that are variable and in harmony with the branches and the overall structure (the multipliers)” (BF, 2/2016).
- Juan Andrade (Costa Rica)
“Bonsai is free. Rules mean nothing; it is only the feeling the tree conveys that is important”.
“Learn, learn, learn. And then practice, practice, practice! Never discount any piece of information just because you don’t like the source. Try to be open, not judgmental. I’d prefer to be a student of bonsai for life rather than a Master who stopped evolving, learning and improving. The day I stop learning is the day I’ll quit bonsai” (BF, 2/2015).

Jy kan dus sien dat elkeen van hierdie kunstenaars sy eie filosofie oor bonsai het. Ek sal graag wil weet wat jou filosofie oor bonsai is?

Die filosofie van bonsai - Deur Dr Francois van As

Twee Japanese Meesters van ouds, naamlik John Naka en Saburo Kato het soos volg oor bonsai gefilosofeer:

John Naka:

*Bonsai is not the result that comes after. Your enjoyment is what is important,"
It must have philosophy, botany, artistry, human quality behind it to be a bonsai,"
The bonsai is not you working on the tree; you have to have the tree work on you," and
Leave room for the birds to fly through"(Wikipedia, 2020).*

Saburo Kato:

Die volgende is 'n uittreksel van 'n toespraak wat deur Saburo Kato van Japan, tydens die Internasionale Bonsai Konvensie in Hawaii, op 6 Julie 1980 gehou het:

"People who love bonsai appreciate the beauty of nature and plant trees in small containers. In doing so, they learn from nature and learn a philosophy of life. Even a person who doesn't understand bonsai can appreciate and be moved by its beauty. The power of bonsai is in its ability to portray the utmost beauty of nature. This is the goal for all who grow bonsai.

To raise bonsai it is very important to learn the strong and weak points of each plant. Raising bonsai is like raising children. Be a teacher and a guide but with patience and loving care. Treat your plants as you do your family. I'm sure that each of you will also be able to create and grow beautiful bonsai.

Bonsai is a living thing in the roots and even in the leaves. Every day that you are attending your bonsai, although the plant cannot speak to you, you'll sense that the plant is trying to tell you something. You'll one day know a plant is asking for water or fertilizer. When you come to that stage, you'll have developed a close bond. Bonsai responds to your love and becomes like honest friends with no human falsehood or betrayals.

Bonsai are loyal if you water and fertilize regularly with loving care. Life is more meaningful when we attend these little plants. We learn the essence and dignity of life! Even the life of a bonsai is older than us. So bonsai must be passed on to the next generation to preserve the life in the tray. This is important.

Bonsai is a God-given gift to man. This form of nature is closest to man and portrays the drama of life. Bonsai is nature without an end. So those who grow bonsai have a responsibility to be diligent and a duty to continue to carry on" (Fuku-Bonsai, 1983).

Ter afsluiting die volgende gedagtes:

Bonsai is 'n dinamiese kunsvorm wat tuinbouvaardighede vermeng met 'n oorvloed estetika. Dit is 'n reflektiewe praktyk wat in staat is om mantras en houdings te vestig wat baie verder as tuinbou strek. Om 'n bonsaiboom te kweek is 'n arbeid van liefde, maar soos enige bonsai-entoesias jou sal vertel, is dit 'n lewe van beloning.

Bonsai-groete **Francois**

Sorgskedule Seisoen: Season:		Mid-somer Mid-summer	Laat somer Late summer	Vroeg herfs Early autumn	Mid-herfs Mid-autumn	Laat herfs Late autumn	
Maand: Month:		Jan	Feb	Mrt Mar	Apr	Mei May	
Die boom se jaarsiklus The tree's yearly cycle		Kort dormante periode, konsolideer nuwe groei Short period of dormancy, consolidate new growth			Bery voor vir dormante periode Prepare for winter dormancy		
A k s i e / A c t i o n	Bonsai van saad Bonsai from seed			Vir beste resultate gebruik vars saad For best results, use fresh seed			
	Bonsai van steggies Bonsai from cuttings						
	Verplant Potting						
	Herpot met wortelsnoei Repot with root pruning				Immergroen bome Evergreen trees		
	Vormsnoei Formative pruning						
	Knyp groeipunte Pinch growth points						
	Bemesting Fertilizer						
	Insekdoders Insecticide						
	Somerbeskerming Summer protection						

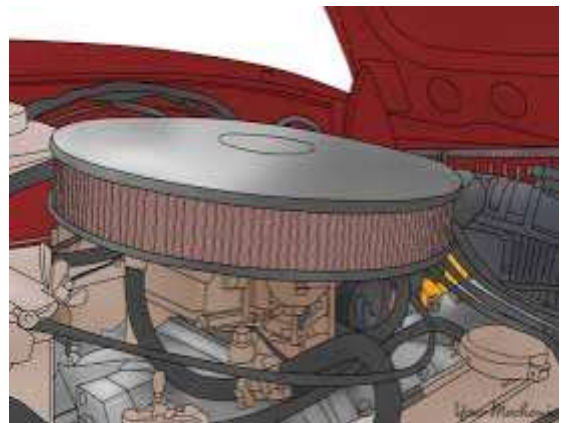
Sorgskedule Seisoen: Season:		Vroeg winter Early winter	Mid-winter	Laat winter Late winter	Vroeg lente Early spring	Mid-lente Mid-spring	Laat lente Late spring	Vroeg somer Early summer	
Maand: Month:		Jun	Jul	Aug	Sep	Okt	Nov	Des Dec	
Die boom se jaarsiklus The tree's yearly cycle		Dormant gedurende die winter Winter dormancy			Herontwaking, nuwe groei Reawakening, new growth			Nuwe groei New growth	
A k s i e / A c t i o n	Bonsai van steggies Bonsai from cuttings								
	Verplant Potting								
	Herpot met wortelsnoei Repot with root pruning				Immergroen en bladwisselende bome Evergreen and deciduous trees				
	Vormsnoei Formative pruning								
	Knyp groeipunte Pinch growth points								
	Bemesting Fertilizer								
	Insekdoders Insecticide								
	Somerbeskerming Summer protection								
	Winterbeskerming Winter protection								

Snippets

Our Environment

If the air filter of your car gets too dirty or clogged, your engine will not be able to suck enough air into the combustion chambers. The engine will then run rich (i.e. too much petrol and not enough air).

Change your car's air filter regularly and have better fuel consumption and less air pollution!



Inspirasie uit die natuur

Die spesie van die boom (regs is onbekend). Dit is 'n mooi voorbeeld van hoe 'n boom kan ontwikkel as hy/sy alleen in die natuur staan sonder invloede van ander bome rondom hom.

Dalk 'n mooi voorbeeld om in bonsai na te boots?

Die redakteur het vergeet wie die fotograaf is wat die foto ingestuur het. Dalk kan die fotograaf laat weet wie dit is sodat erkenning gegee kan word, asook waar die boom afgeneem is.

